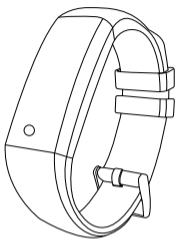


User Manual



Technical specs

- TFT color screen 0.96" 64x128 pixels
- CPU: nFR52832
- Bluetooth: 4.0 BLE
- Heart Rate Monitor
- Tensiometer
- Pedometer
- Accelerometer
- Message notifier
- Battery: 105mAh
- Battery in standby mode: up to 15 days
- Battery in normal use: up to 6-8 days
- Charging time: 2 hours
- IP67 splash resistant
- Material: PVC and silicone

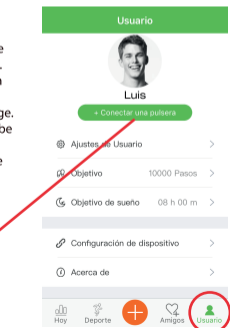
2 App: Wear Health

To fully enjoy your HRB-400 scan the QR code corresponding to your Smartphone. Then download and install the app



2.1 Sync

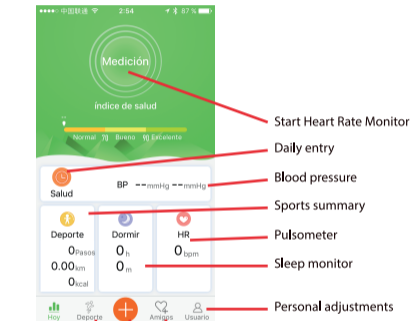
After installing the app, activate Bluetooth on your smartphone. Then open the app and click on the User icon and then the synchronizer shown in the image. After synchronization, you will be able to send the data collected on your HRB-400 to your phone to do your daily tracking.



Sync

2.2 Modes

To change from one mode to another simply click on the menu icons. Some modes have several submenus; To move from one to the other simply slide your finger across the screen.



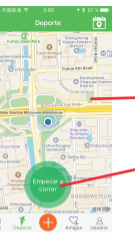
Summary

GPS / Layout

Other options

Friends

NOTE: The synchronization process requires having recorded a minimum amount of information, for example having given a reasonable number of steps. In the same way with the sleep monitor.



Travel map

Start



Friend Finder

HRB-400 uses internal software for the calculation of several values, so they could differ from a professional medical measurement. The values shown by this button are indicative.

3 Modes in HRB-400

Press the touch button on the screen of your HRB-400 to switch between the different modes available.




Main / time



Steps



Calories



Distance



Chronometer



Heart Rate



Blood Pressure



Messages

Turn on/
Name for
synchronize by BT

4. Charge

To charge your HRB-400 connect the charger in such a way that the two charger pins make contact with the metal terminals of the bracelet



5. FAQs

1. I can not synchronize correctly

Please make sure that there is no other device connected via Bluetooth to your phone. If several devices that could be your HRB-400 appear in the Bluetooth browser, please navigate between the screens of your wristband menu until you find the one that identifies the MAC of the wristband. This is the name that should appear on your phone and identify a unique HRB-400 device. In some phones the synchronization must be done from the Bluetooth settings of the phone itself and not from the app.

2. It does not synchronize the data

The HRB-400 bracelet has a "margin of error" system to avoid false measurements. Has to not having reached a reasonable amount of data the wristband does not allow to send the information to your phone.

3. I think the measurement is not correct

The HRB-400 bracelet incorporates a heart rate monitor, pedometer, tensiometer and other meters that work using software that interprets the data recorded at the time of measurement.

Depending on the physiognomy of each person these measurements may not be completely accurate since the HRB-400 bracelet is not a medical meter. The obtained data are orientative and serve so that each user can have a global vision of their physical state.

4. Do not charge

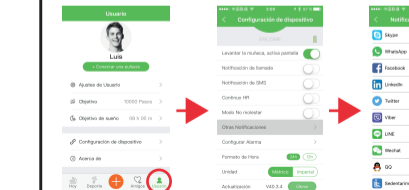
Please make sure that the charger terminals are touching with the metal plates of the bracelet. Also check that the USB cable of the charger is correctly inserted into a USB port with power. If the problem persists contact us.

5. The app does not work correctly after the last update

Smartek is not the developer of the Wear Health app. Our bracelet HRB-400 is compatible with the app developed by a third party, because what we can not ensure that all the functionalities of the app work correctly all the time. If you have found any kind of problem, please contact us for technical support

6. Activate notifications

You can decide notifications of what applications you want to receive. By default, notifications are disabled; to activate them, please go to User Settings > Device Settings > Other Notifications. Here you can activate or deactivate the notifications that you want to receive.



Declaration of conformity

SMARTEK

Address: Ronda de Atocha 37, 28012 Madrid

We declare under our exclusive responsibility the conformity of the product HRB-400 to which this declaration refers, with the regulations CE RED 2014/53 / EU and RoHS 2011/65 / EU of the European Union.

www.smartek.es

Technical Service: sac@smartek.es

