

Technical characteristics

- Bluetooth: 4.0
- 0.96" TFT screen
- Voltage: DC5V
- 90mAh 3.7V Li-ion battery
- Range of use: Up to 10 meters
- Usage time per charge: 5-7 days (under normal conditions)
- Compatible with iOS 9.0 and Android 5.0 (and later versions)
- Waterproof: IP64

Box contents:



User Manual



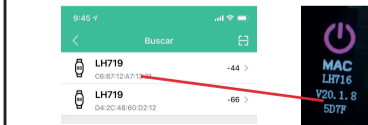
To fully enjoy your HRB-40A scan the QR code corresponding to your Smartphone. Then download and install the app



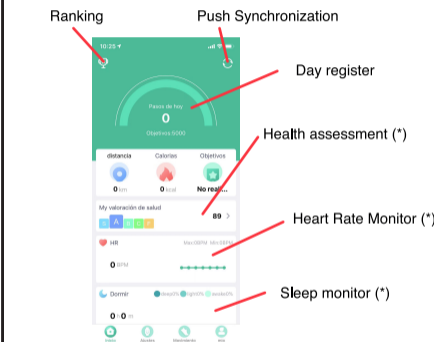
After scanning this QR will appear 3 options: iOS, Android and Android without Google base. Please download the one corresponding to your mobile phone.

To sync your HRB-40A with your phone you need to know the MAC address of your watch. To do this, go by pressing the action button to "More". Long press to enter and continue scrolling to the MAC screen. There you have to look at a 4-digit number.

Then open the app and click on "settings> pair". Now the phone will search for compatible Bluetooth devices. NOTE: It is necessary to have Bluetooth activated and in visible mode on your phone.



To change from one mode to another simply click on the menu icons. Some modes have several submenus; to move from one to the other simply slide your finger across the screen.



NOTE: The synchronization process requires having registered a minimum of information, for example having given a reasonable number of steps. In the same way with the sleep monitor.

HRB-40A uses internal software for calculating several values, so they may differ from a professional medical measurement. The values shown by this button are indicative.

Press the touch button on the screen of your HRB-40A to switch between the different modes available. Press for 2 seconds to access



To charge your HRB-40A Connect the charger by adjusting the charging terminals in the charger so that they make contact. Then connect the USB connector to a free USB port on your computer or power outlet.

1. I can not synchronize correctly

Please make sure that there is no other device connected via Bluetooth to your phone. If several devices that could be your HRB-40A appear in the Bluetooth browser, please navigate between the screens of your wristband menu until you find the one that identifies the MAC of the wristband. This is the name that should appear on your phone and identify a unique HRB-40A device. In some phones the synchronization must be done from the Bluetooth settings of the phone itself and not from the app.

2. It does not synchronize the data

The HRB-40A bracelet has a "margin of error" system to avoid false measurements. Hasto not having reached a reasonable amount of data the wristband does not allow to send the information to your phone.

3. I think the measurement is not correct

The HRB-40A bracelet incorporates a heart rate monitor, pedometer, tensiometer and other meters that work using software that interprets the data recorded at the time of measurement.

4. Do not charge

Please make sure that the charger terminals are touching with the metal plates of the bracelet. Also check that the USB cable of the charger is correctly inserted into a USB port with power. If the problem persists contact us.

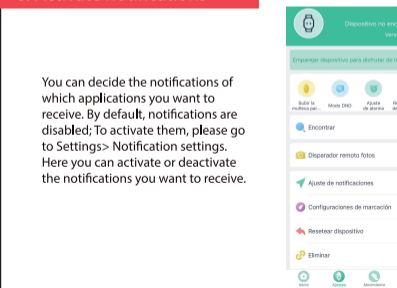
5. The app does not work correctly after the last update

Smartek is not the developer of the Wear Health app. Our bracelet HRB-40A is compatible with the app developed by a third party, because what we can not ensure that all the functionalities of the app work correctly all the time. If you have found any kind of problem, please contact us for technical support

Depending on the physiognomy of each person these measurements may not be completely accurate since the HRB-40A bracelet is not a medical meter. The obtained data are orientative and serve so that each user can have a global vision of their physical state.

6. Activate notifications

You can decide the notifications of which applications you want to receive. By default, notifications are disabled; To activate them, please go to Settings> Notification Settings. Here you can activate or deactivate the notifications you want to receive.



SMARTEK

Address: Ronda de Atocha 37, 28012 Madrid

We declare under our exclusive responsibility the conformity of the product HRB-40A to which this declaration refers, with the regulations CE RED 2014/53 / EU and RoHS 2015/863/EU of the European Union.

www.smartek.es

Technical Service: sac@smartek.es

